

Going for mainstream deammonification from bench to full scale for maximized resource efficiency

B. Wett, A. Omari, S. M. Podmirseg, M. Han, O. Akintayo, M. Gómez Brandón, S. Murthy, C. Bott, M. Hell, I. Takács, G. Nyhuis and M. O'Shaughnessy

ABSTRACT

A three-pronged coordinated research effort was undertaken by cooperating utilities at three different experimental scales investigating bioaugmentation, enrichment and performance of anammox organisms in mainstream treatment. Two major technological components were applied: density-based sludge wasting by a selective cyclone to retain anammox granules and intermittent aeration to repress nitrite oxidizers. This paper evaluates process conditions and operation modes to direct more nitrogen to the resource-saving metabolic route of deammonification.

Key words | anammox, deammonification, demon, energy efficiency, nitrogen removal

B. Wett (corresponding author)
ARAconsult, Unterbergerstr.1, A-6020 Innsbruck,
Austria
E-mail: wett@araconsult.at

A. Omari
AECOM WATER, 332 Minnesota Street,
Suite E-1000, St Paul, MN 55101,
USA

S. M. Podmirseg
M. Gómez Brandón
University of Innsbruck, A-6020 Innsbruck
and
alps GmbH, Centre for Climate Change and
Adaptation, Grabenweg 68, A-6020 Innsbruck,
Austria

M. Han
O. Akintayo
S. Murthy
DCWATER, 5000 Overlook Ave.,
SW Washington, DC 20032,
USA

C. Bott
HRSD, 1436 Air Rail Ave., Virginia Beach, VA 23455,
USA

M. Hell
AIZ, HNr.150, A-6261 Strass i.Z.,
Austria

I. Takács
Dynamita SARL, Bordeaux,
France

G. Nyhuis
Cyklar-Stulz GmbH, Rietwiesstrasse 39,
CH-8737 Gommiswald,
Switzerland

M. O'Shaughnessy
O'Shaughnessy Water Consulting LLC,
12602 Denmark Drive, Oak Hill, VA 20171,
USA

INTRODUCTION

'Deammonification' is a two-step process where ammonia-oxidizing bacteria (AOB) aerobically convert half of the ammonia to nitrite and anammox bacteria anaerobically oxidize the residual ammonia using nitrite to produce nitrogen gas without the organic carbon substrate required for conventional heterotrophic denitrification. Deammonification is successfully used to treat ammonia-rich waste-streams such as dewatering sidestreams from

anaerobically digested sludge. Since 2004 when the first full-scale deammonification plant was successfully implemented at Strass wastewater treatment plant (WWTP) (Wett 2007), about 30 DEMON[®]-plants have been made operational, are under construction or under design, mainly in Europe and the United States.

This research looks further into the application of this emerging technology in cold and dilute municipal

wastewater streams. Full-plant, or mainstream deammonification (MSD), is an innovative technology that can be compatible with existing wastewater infrastructure, often with minimal modifications. Process flowsheets using MSD maximize energy recovery by diverting more particulate organic carbon away from the nitrogen removal process and directing it toward anaerobic treatment where energy can be recovered through anaerobic digestion. Additional benefits for the energy balance of wastewater treatment plants are expected from the lower oxygen demand for the metabolic N-conversion by deammonification versus the conventional nitrification/denitrification route. The share of potential stoichiometric oxygen savings of 60% that can be actually harvested depends on the flux of nitrogen channeled to the deammonification pathway by an optimized process scheme.

The proposed process scheme considers four main components:

- Enrichment of anammox (AMX) biomass by installation of cyclones in the wastage (WAS) of the mainstream system (Wett *et al.* 2012), similar to the sidestream DEMON approach (Figure 1)
- Bioaugmentation of AOB via the cyclone overflow of the DEMON-sidestream reactor to the main liquid process train
- Bioaugmentation of AMX by transferring mixed liquor from the DEMON-sidestream reactor to the main liquid process train
- Intermittent aeration regime in the mainstream aeration tanks in order to repress nitrite-oxidizing bacteria (NOB) by transient anoxia.

METHODS

An ongoing three-pronged coordinated research effort has been undertaken by cooperating utilities at three different

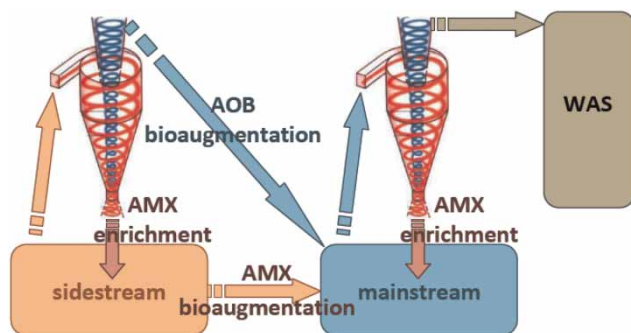


Figure 1 | Biomass selection and transfer scheme to enhance full-plant deammonification.

experimental scales investigating bioaugmentation, enrichment and performance of anammox organisms in the mainstream treatment. Quantitative molecular techniques are used to track augmentation routes and monitor the population dynamics in the mainstream bioreactor. Activity measurements and other kinetic test results are translated into a dynamic model, which helps to develop efficient process schemes.

DC water

Bench-scale sequencing batch reactor (SBR) systems with a volume of 10 L are operated at different operation modes (intermittent versus continuous aeration), temperatures (15 °C versus 25 °C) and different dissolved oxygen (DO) levels down to 0.05 mg DO/L (Omari *et al.* 2012). Different experimental protocols have been developed to monitor DO half-saturation values of AOB versus NOB.

Hampton Roads Sanitation District (HRSD)

A pilot plant designed to accommodate a flow rate of about 0.1 L/s is operated to remove carbon in a high-rate stage and nitrogen in a low-rate stage (A/B process). The flexible set-up is developed to investigate both process options – separate process steps for nitrite production and consumption and simultaneous N-conversion.

Strass WWTP

The Strass plant is known as a net energy positive plant providing mainstream treatment by an A/B process and sidestream treatment by the DEMON process. Both simultaneous nitrification/denitrification (SND)-type of operation and modified Ludzack-Ettinger (MLE)-type of operation mode in the B-stage at different DO and on-line ammonia setpoints have been investigated. Anammox granules produced from sludge liquor treatment are seeded to the mainstream and retained and enriched by a hydrocyclone classifier selecting for the high-density sludge fraction from the waste stream (Figure 1).

RESULTS AND DISCUSSION

The repression of nitrite oxidation is a precondition for all desired shortcuts in metabolic routes for nitrogen removal – for both the nitrite-shunt and deammonification. Within the nutrient removal research community, it is a

well-established theory that low oxygen concentrations promote the nitrite route (e.g. Wiesmann 1994). A systematic literature review of oxygen affinity parameters (K_O) yielded a huge variation for AOB from 0.1 to 1.45 mg DO/L and for NOB from 0.3 to 1.1 mg DO/L (Sin *et al.* 2008). The average K_O -ratio of eight different data sources amounts to 1.64, indicating higher DO half-saturation for NOB. One parameter recommendation of these is shown in Figure 2, resulting in significantly higher growth-rates for AOB especially at low DO-levels (arrow indicates 81% higher AOB-rates at a DO-level of 0.06 mg/L).

Following the theory of selective pressure on NOB at low DO levels the operating DO level was gradually decreased during the long-term bench-scale experiment. Nitrification could be maintained at a solids retention time of 30 d and a significant nitrifier adaptation to low DO-levels down to 0.06 mg/L could be observed. However, most of the oxidized ammonia was converted to nitrate (Figure 3, left) and K_O tests revealed adaptation to lower values for NOB. Obviously the very limited nitrite availability was the process bottleneck. Anaerobic tests in the

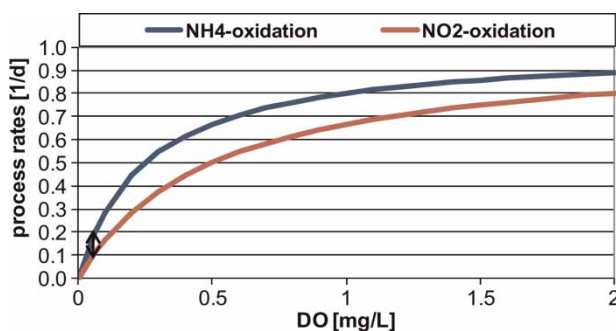


Figure 2 | Frequently used parameter set (BioWin default values) for maximum AOB- and NOB-growth rates and oxygen affinity (K_O).

same reactor confirm anammox activity at 15 °C (Figure 3, right) once nitrite has been spiked.

Low food/mass ratio (F/M) bioassay-type tests were conducted using the bench-scale SBRs' sludge at Blue Plains to evaluate the AOB and NOB activities at various DO levels. These tests were conducted in a batch mode where a 1-L sample from the SBRs was spiked with ammonia when measuring AOB activity or nitrite when measuring NOB activity. The goal was to maintain a non-limiting level of substrate during the reaction time in the test. The test was carried out at various DO concentrations where the DO was held constant at a certain setpoint and the ammonia (or nitrite) reduction was determined by taking samples every 10–15 minutes. Then the DO level was adjusted to a new constant level and the sampling was repeated to determine the ammonia (or nitrite) reduction slopes at that DO level. Long-term data from the bench-scale deammonification pilot summarized in Figure 4 consistently show higher ammonia processing rates versus nitrite processing rates at low DO-concentrations (results in line with nitrification tests by Daebel *et al.* (2007)). Monod, as the most commonly used kinetic approach to describe DO-dependent autotrophic growth (Figure 4), seems appropriate to match characteristics of both AOB-performance with a moderate but continuous increase in rates ($K_O = 0.40$) and NOB-performance with a steep increase followed by a broad plateau ($K_O = 0.06$).

Looking at the chronological development of K_O in the bench-scale batch system, the NOB adapted well to the low DO operating range at setpoints between 0.06 and 0.3 mg/L (decreasing K_O in Figure 5, left) while the K_O for total nitrifiers remained rather stable. The full-scale results at Strass WWTP confirmed K_O values for total nitrifiers as more than double those of NOB operating at DO set-points of

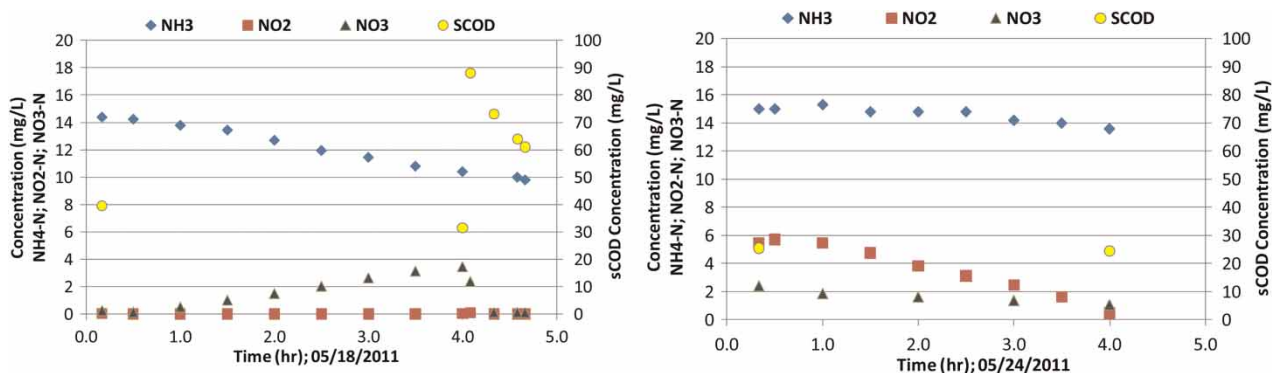


Figure 3 | *In-situ* profiling of ammonia, nitrite, nitrate and soluble chemical oxygen demand (COD) during an SBR-cycle of the intermittently operated reactor A at target DO of 0.06 mg DO/L and temperature of 15 °C (left) and corresponding anammox activity profiles after spiking with 5 mg/L nitrite (right).

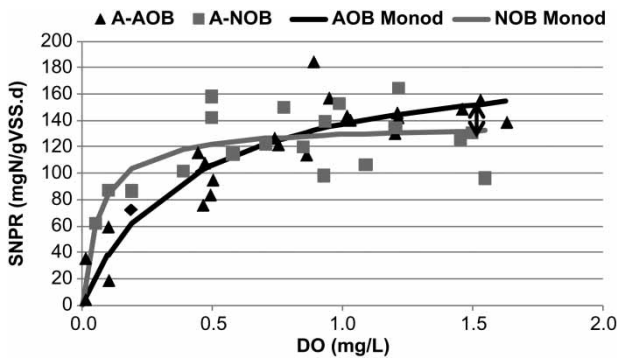


Figure 4 | Specific nitrogen process rates in terms of ammonia removal per g volatile suspended solids (VSS) and day depending on the DO-setpoint of the intermittent aeration of the batch reactors. Measured data fitted to Monod expressions by applying least square error minimization (arrow indicates 15% higher N-processing rates of AOB at a DO-level of 1.5 mg/L).

0.5–0.9 mg/L (Figure 5, right). However, NOB-repression was not successfully achieved – either at bench scale or at full scale – as long as low DO-operation was applied (operation target indicated by the arrow in Figure 2). Once the

operation was switched to a higher DO-level at 1.5 mg/L (target indicated by the arrow in Figure 4) for the same process scheme, NOB-repression took effect.

For the Strass plant, continuous seeding of biomass from the sidestream process and selective sludge wasting via the mainstream cyclones led to a visible enrichment of anammox granules in the aeration tanks and the enrichment development is still ongoing. In December 2011, the nitrite effluent concentration started to increase and when the main skiing tourism season started at Christmas (load increase from ca. 100,000 population equivalent (PE) to more than 250,000 PE) the nitrite peaked to higher values than nitrate, indicating enhanced NOB-repression (Figure 6).

The interaction of microbial players was more systematically investigated using aerobic and anaerobic activity tests. In 1-h aerobic *ex-situ* activity tests at 20 °C incubation temperature, increasing ammonia processing rates up to 7 mg N/g total suspended solids (TSS)/h have been observed throughout the experimental period with the measured NO₂/NO₃ ratio indicating NOB-repression up to 75% (Figure 7). After

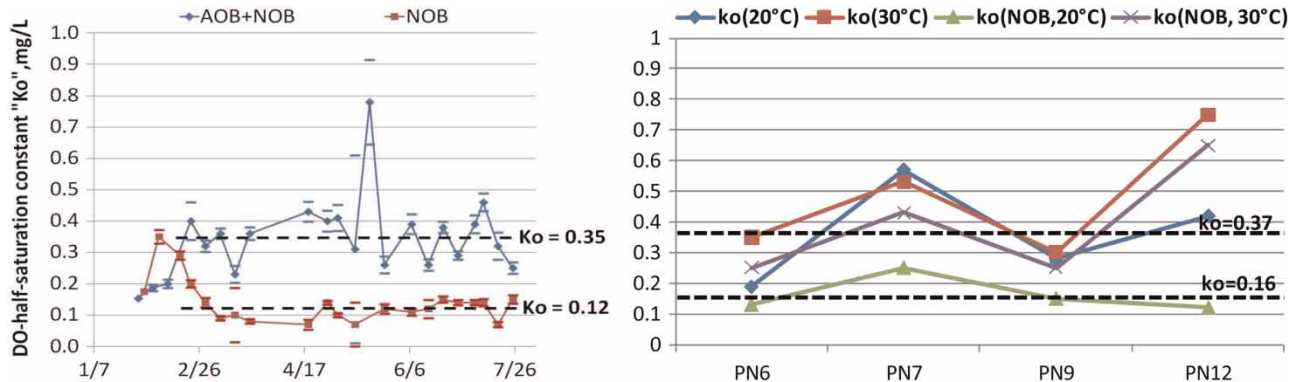


Figure 5 | Comparison of K_o -values of total nitrifiers (AOB + NOB) and NOB only in bench-scale batch reactors at Blue Plains WWTP (left) and in mixed liquor samples of full-scale batch reactors at Strass WWTP (right).

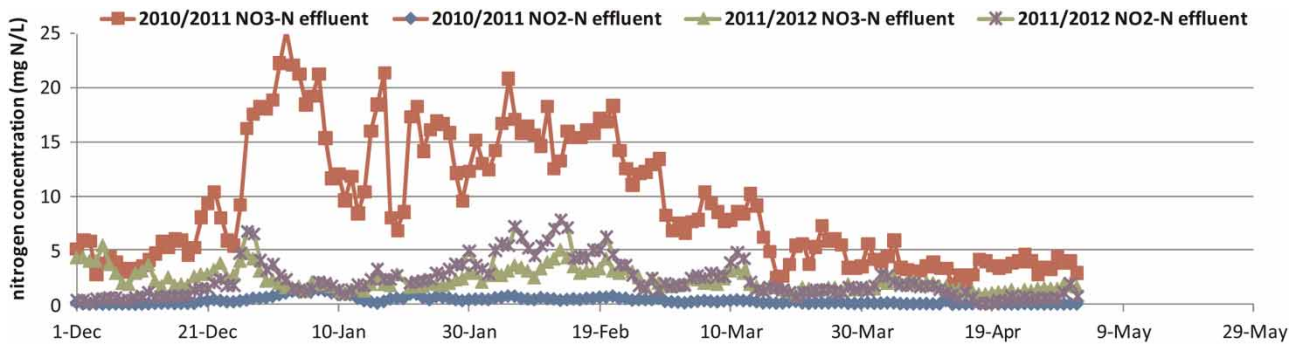


Figure 6 | Comparison of this year's and last year's operational data of the full-scale pilot Strass indicating advanced NOB-repression (typically high nitrate level during main skiing tourism season; similar load and temperature conditions for both years).

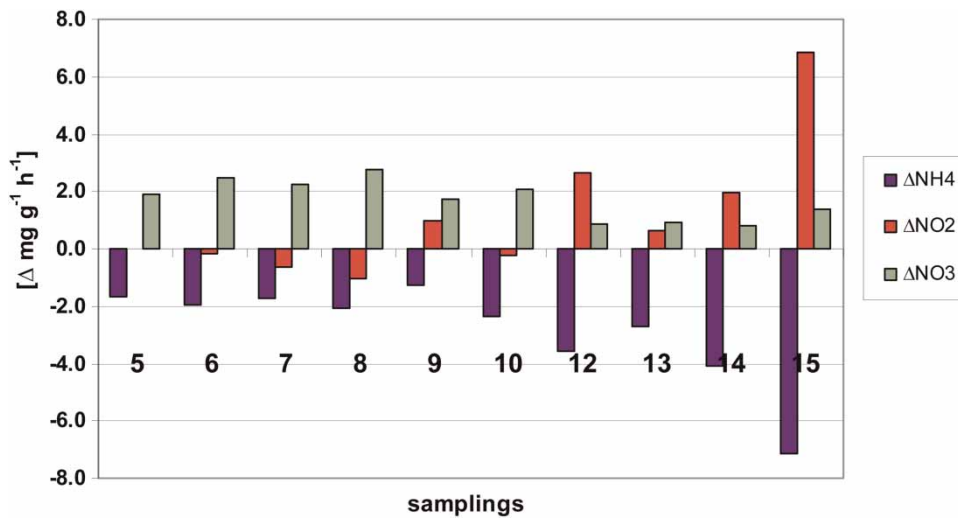


Figure 7 | Results of *ex-situ* activity tests for aerobic ammonia oxidizers at 20 °C (only ca. 25% of produced nitrite gets converted to nitrate at sampling 12 and 15).

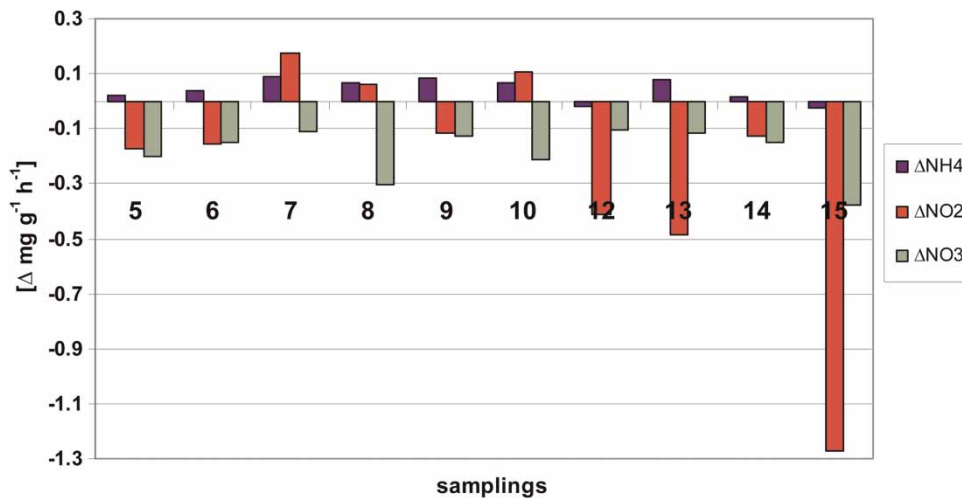


Figure 8 | Results of activity tests for anaerobic ammonia oxidizers at 20 °C (net ammonia removal at sampling 12 and 15 corresponds to the operation period displayed in Figure 6).

2 h of anaerobic activity measurements at 20 °C, net removal of ammonia was finally achieved. Net ammonia removal includes both ammonia oxidation by AMX as well as ammonia release from the organic solids. The same activity test yielded relatively high nitrite reduction rates up to 1.3 mg N/g TSS/h compared to tests in earlier phases of AMX-enrichment (Figure 8).

Operational data from high-DO intermittent aeration at bench scale and full scale demonstrate the feasibility of stable NOB-repression – but the initially targeted K_{O} -impact showed less effect than expected. So what is the

crucial factor for NOB repression? For the evaluation of individual parameter sensitivities a numerical full-plant model was employed. In order to allow a steady state solution of simulated process scenarios all intermittent actions have been translated into continuous operations: e.g. intermittent aeration of the DEMON is mimicked by a continuous process using very high internal recycling rates between aerobic and anoxic compartments and periodical bioaugmentation flows are represented by continuous seed-fluxes (Figure 9). Default parameters of the BioWin simulator were used with the exception of $K_{\text{O}}(\text{AMX}) = 0.4$,

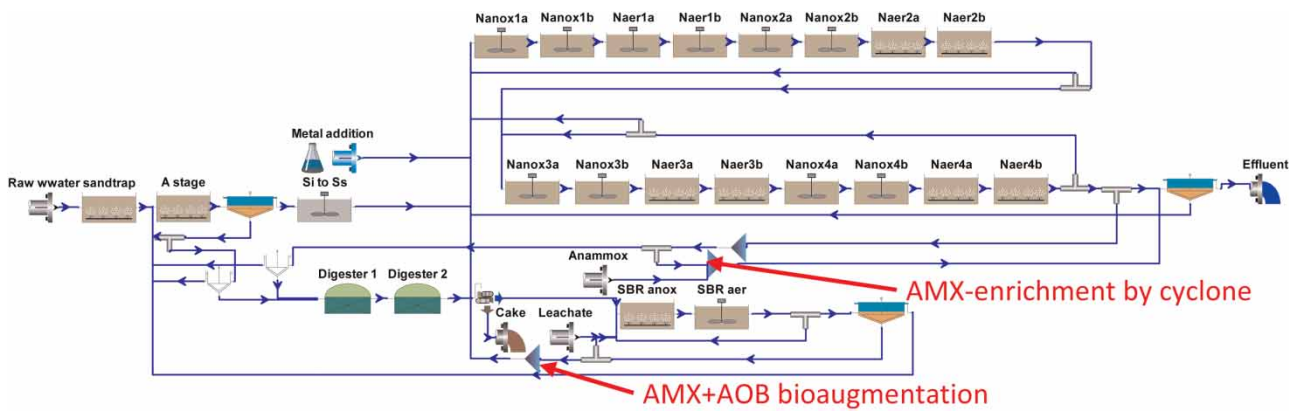


Figure 9 | Full-plant model configuration of the Strass plant describing solids transfers for bioaugmentation between side- and mainstream and mimicking selective sludge wasting in the mainstream treatment lane by an anammox-enriched recycle flux based on retention efficiency of 75%.

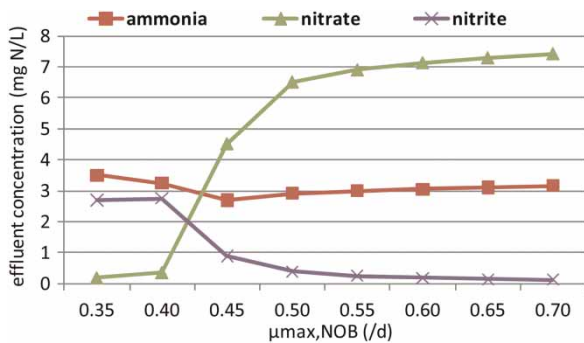


Figure 10 | Simulated increase in nitrite versus decrease in nitrate concentrations at different lumped parameter maximum growth rates of NOB (cf. operational data in Figure 6).

$K_O(\text{AOB}) = 0.37$, $K_O(\text{NOB}) = 0.16$ (cf. Figure 5) and then the maximum growth rate for NOB was varied starting from the default value of 0.7/d down to 0.35/d. Simulated nitrogen profiles show a significant drop in nitrate concentrations at NOB growth rates below 0.5/d and at 0.4/d

nitrate formation is almost completely stopped and nitrite is the major product (Figure 10).

Simulation results clearly demonstrate that NOB can hardly be repressed at typical maximum NOB growth, even at high bioaugmentation rates for AOB and AMX, the latter representing a competitor for nitrite. Obviously, the maximum NOB growth-rate needs to be reduced by specific process conditions as they occur at rapid transitions from high to low DO levels. This slow-down impact on NOB growth has been lumped into the μ_{max} -parameter value in want of a more detailed model description. Simulated population dynamics draw a similar picture with an almost complete extinction of NOB undershooting default growth by 40% (Figure 11, left). The benefit from NOB-repression under the presented conditions is a reduction of 11% in oxygen uptake in the aerated zones (Figure 11, right). The anammox concentration is calculated to be in the range of 30–35 mg COD/L, which is in the same order of magnitude as the red granule volume in mixed liquor estimated by image analysis tools (Wett et al. 2012).

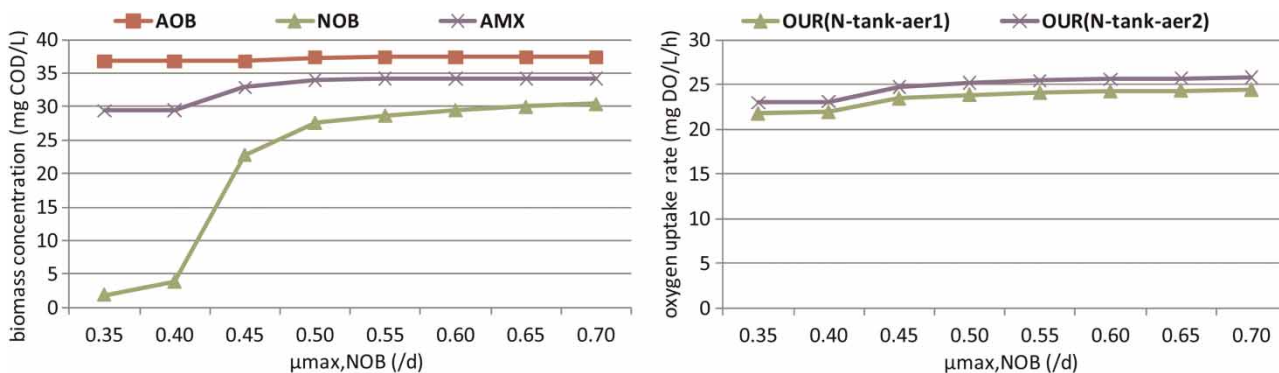


Figure 11 | Simulated autotrophic biomass composition (left) and impact on oxygen uptake (right).

CONCLUSIONS

The success of MSD depends, to a large extent, on the control of two crucial kinetic parameters for NOB repression and prevention of nitrate formation:

- competition between AOB and NOB for oxygen expressed by K_O (DO half-saturation); and
- competition between AMX and NOB for nitrite determined by K_{NO} (nitrite affinity).

Transient anoxia turned out to be a crucial process condition to repress NOB growth. There are two potential explanations for the observed effect:

- a lag-phase in enzymatic activity when aeration is turned on; and
- intermittent aeration interrupting metabolic conversions causing the formation of inhibitory intermediate products, e.g. nitric oxide.

A detailed analysis of the most relevant process mechanism and the optimization of control strategies is needed in future research work trying to direct more nitrogen to the resource-saving metabolic route of deammonification.

ACKNOWLEDGEMENTS

This project is jointly funded by the District of Columbia Water and Sewer Authority (DCWater), Washington, DC, the

Hampton Roads Sanitation District (HRSD), Virginia, the Achenal-Inntal-Zillertal Waterboard (AIZ), Austria, and the Water Environment Research Federation (WERF) through a grant by the United States Environmental Protection Agency.

REFERENCES

- Al-Omari, A., Wett, B., Han, H., Hell, M., Bott, C. & Murthy, S. 2012 Full-plant deammonification based on NOB-repression, AOB seeding, anammox seeding and successful retention. In: *Proc. IWA Conf. On Nutrient Removal*, Harbin.
- Daebel, H., Manser, R. & Gujer, W. 2007 Exploring temporal variations of oxygen saturation constants of nitrifying bacteria. *Water Research* **41**, 1094–1102.
- Sin, G., Kaelin, D., Kampschreur, M. J., Takács, I., Wett, B., Gernaey, K. V., Rieger, L., Siegrist, H. & van Loosdrecht, M. C. M. 2008 Modelling nitrite in wastewater treatment systems: a discussion of different modelling concepts. *Water Science and Technology* **58** (6), 1155–1171.
- Wett, B. 2007 Development and implementation of a robust deammonification process. *Water Science and Technology* **56** (7), 81–88.
- Wett, B., Podmirseg, S. M., Hell, M., Nyhuis, G., Bott, C. & Murthy, S. 2012 Expanding DEMON sidestream deammonification technology towards mainstream application. In: *Proc. IWA Conf. on Autotrophic Nitrogen Removal (SIDISA)*, Milan.
- Wiesmann, U. 1994 Biological removal from wastewater. *Advances in Biochemical Engineering* **51**, 113–154.

Copyright of Water Science & Technology is the property of IWA Publishing and its content may not be copied or emailed to multiple sites or posted to a listserv without the copyright holder's express written permission. However, users may print, download, or email articles for individual use.